



ASIAN EQUITY OUTLOOK

December 2017

Summary

- The MSCI AC Asia ex Japan (AxJ) Index returned 0.6% in USD terms in November. The index approached ten-year highs during the month on expectations of continuity in US Federal Reserve policy and robust economic data, but gains were pared at month-end by a sell-off in technology heavyweights.
- Hong Kong and China outperformed, buoyed respectively by Tencent's meteoric rise and the easing of foreign ownership limits on financial institutions.
- Singapore was the best-performing market, supported by strength in the financial sector and better-than-expected 3Q GDP growth. The other Southeast Asian nations also did well, as they generally saw a resurgence in economic growth. Indonesia bucked the trend as private consumption remained muted.
- Conversely, Taiwan and India lagged. Taiwan's tech sector sold off after several sell-side downgrades across the semiconductor industry, while India was weighed down by concerns about its widening fiscal deficit.
- Although the sustained rally in Asian equities has pushed valuations back towards long-term averages, we continue to see medium-term value, while being mindful of pockets of excessive optimism.
- We maintain an overweight to Chinese stocks, with a preference for the new economy sectors, and are structurally positive on India given the government's commitment to reform. Meanwhile, we focus on niche sectors in technology in Korea and Taiwan and maintain our underweight to ASEAN.

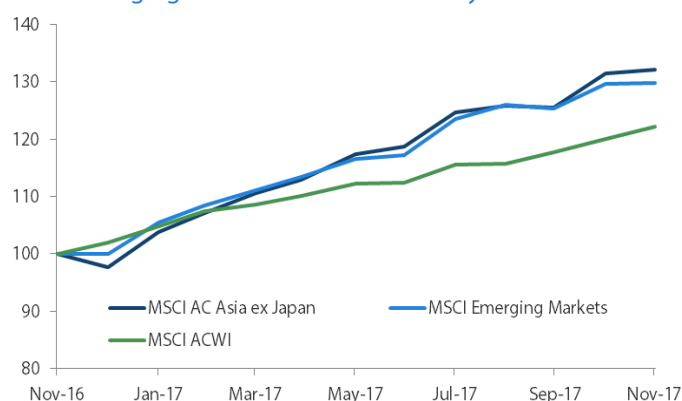
Asian Equity

Market Review

• Asia ex-Japan equities rose in November

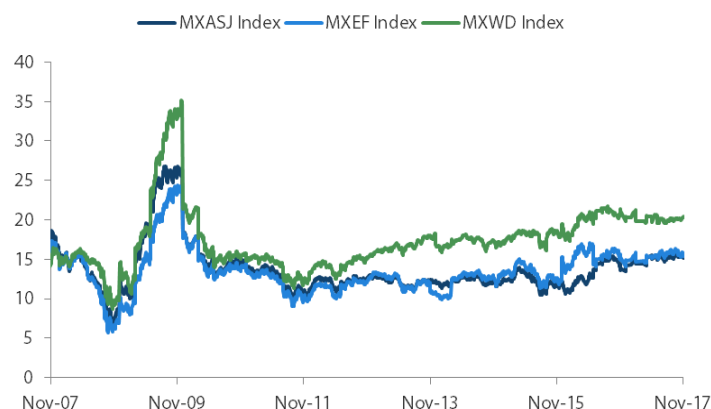
The MSCI AC Asia ex Japan (AxJ) Index edged higher by 0.6% in USD terms in November, with regional currencies generally strengthening against the USD. The index approached ten-year highs during the month, tracking gains in US equities. In his testimony to the US Senate, Federal Reserve (Fed) chair nominee Jerome Powell signalled that he would continue the central bank's approach to monetary policy normalisation while economic data remained robust amongst major economies. However, gains were pared at month-end after a sell-off in technology heavyweights which had outperformed for the most part of the year. Oil prices continued to rise, after OPEC and its partners agreed to extend production cuts until the end of 2018.

1-Year Market Performance of MSCI AC Asia ex Japan versus Emerging Markets versus All Country World Index



Source: Bloomberg, 30 November 2017. Returns are in USD. Past performance is not necessarily indicative of future performance.

MSCI AC Asia ex Japan versus Emerging Markets versus All Country World Index Price-to-Earnings



Source: Bloomberg, 30 November 2017. Returns are in USD. Past performance is not necessarily indicative of future performance.

- **Hong Kong and China outperformed**

The Hang Seng index reached a 10-year high, driven by strong earnings and particular interest in one high-flying stock, Tencent. Tencent's share price has climbed 125.5% over the year to date, contributing almost one-third of the Hang Seng's gains and in doing so becoming the first Asian company to be worth more than USD 500bn. The Chinese market was buoyed by the easing of foreign ownership limits on financial institutions. Separately, policymakers continued to focus on deleveraging, unveiling draft regulations aimed at restricting the proliferation of small online consumer lending companies.

- **Southeast Asia saw robust GDP growth, with the exception of Indonesia**

Singapore was the best performing market with a gain of 3.9% in USD terms, underpinned by strength in financials. 3Q GDP beat expectations with growth of 5.2% year-on-year (YoY), driven mainly by the manufacturing sector. In the banking sector, DBS cleaned up its exposure to bad debts in the oil and gas services industry, doubling its provisions in the third quarter. While this resulted in a 23% YoY fall in 3Q earnings, it was generally well-received by investors as it removed uncertainty over asset quality. At its investor day in November, the bank focused on how it is applying its digital strategy to different markets and adopting its digital platform to engage new customers and transform the banking process.

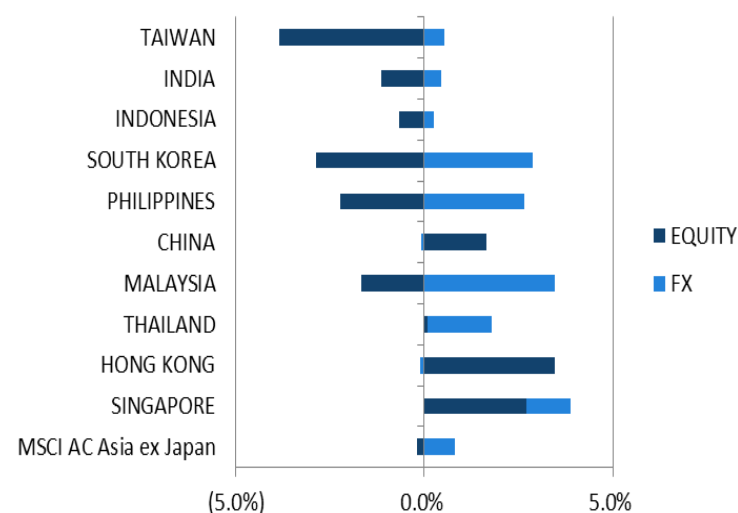
The other Southeast Asian nations also did well, as they generally saw a resurgence in GDP growth. Expansion in Thailand, Philippines and Malaysia was quicker than expected. Indonesia bucked the trend, declining by 0.4% in USD terms in November. Its 3Q GDP growth lagged expectations at 5.06% YoY compared to forecasts of 5.2%. Private consumption remained muted, despite the central bank cutting its benchmark interest rate eight times since the start of last year in a bid to spur lending and growth.

- **Taiwan and India lagged**

Taiwan and India were the two biggest laggards in November. Taiwan declined by 3.3% in USD terms, largely owing to its tech sector which sold off after several sell-side downgrades across the semiconductor industry, citing potentially lower demand for memory chips. Separately, Hon Hai posted disappointing third quarter profits, due to the high cost of producing the iPhone X. The Indian market fell by 0.7% thanks to concerns about the widening fiscal deficit. For the April to October period, the fiscal deficit reached 96% of the government's full-year estimate. On a positive note, Moody's upgraded India's sovereign bond rating for the first time since 2004, acknowledging improvements to the monetary policy framework and measures to clean up bad loans.

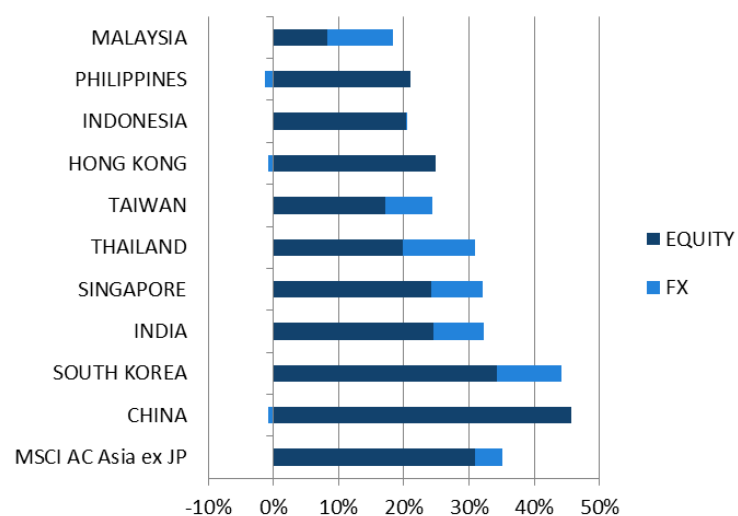
MSCI AC Asia ex Japan Index¹

For the month ending 30 November 2017



Source: Bloomberg, 30 November 2017

For the period from 30 November 2016 to 30 November 2017



Source: Bloomberg, 30 November 2017

¹Note: Equity returns refer to MSCI indices quoted in local currencies while FX refers to local currency movement against USD. Returns are based on historical prices. Past performance is not necessarily indicative of future performance.

Market Outlook

- Continue to see value in the region but are cognisant of excessive optimism

The sustained rally across Asian Equities year-to-date (YTD) has pushed valuations back towards long term averages at 15x forward price-to-earnings and 1.7x forward price-to-book. As the US and European Central Banks tighten their belts, investor focus will shift to regions that offer growth. Despite Asia's outperformance YTD, MSCI World trades at 18x forward price-to-earnings and 2.3x forward price-to-book even while offering lower growth, which makes the Asian discount appear unjustified. We continue to see value in the region from a medium term perspective, but are cognisant of pockets of excessive optimism.

- Maintain overweight to China and India

Post the 19th Communist Party Congress, China's fiscal policy and property growth impulses should likely moderate and reform intensity may rise as the refreshed leadership focuses on rebalancing growth and improving growth quality. The shift in emphasis to quality growth, in particular, augurs well for consumption and innovation, which are areas that the portfolio is weighted towards. We continue to maintain our preference for the new economy – Internet, Tourism, Healthcare and Electric Vehicles. In Hong Kong, we remain optimistic that better loan growth momentum and the prospect of higher interest rates will continue to drive returns for banks.

We retain our structurally positive outlook on India, given the government's commitment to reform, allied with a potential expansion in fiscal budget in the run up to key state elections and ultimately the national election in 2019. In addition, we expect India's economic growth to rebound in 2018 as the adverse impact from demonetisation and GST wanes and the public sector bank recapitalisation boosts a revival in private capital expenditure. We maintain an overweight position in Indian equities.

- Focus on niche Technology stocks in Korea and Taiwan

Korea and Taiwan have been key beneficiaries of a resurgence of their respective technology sectors. We believe there is a need to be more selective in this segment. After the strong earnings growth in memory chips this year, there is a risk that DRAM or NAND prices could roll over in 2018 as new capacity comes on.

Even though China and South Korea seem to have made significant progress in normalising relations, the latest missile launch from North Korea suggests that geopolitical risks continue to loom. Taiwan's technology sector has benefited from positive momentum following the strong demand for Apple's new iPhone X, but the pace of upgrades has slowed and valuations are no longer as attractive. Hence, we focus on stocks exposed to niche areas of the value chain, namely electric vehicles and display solutions.

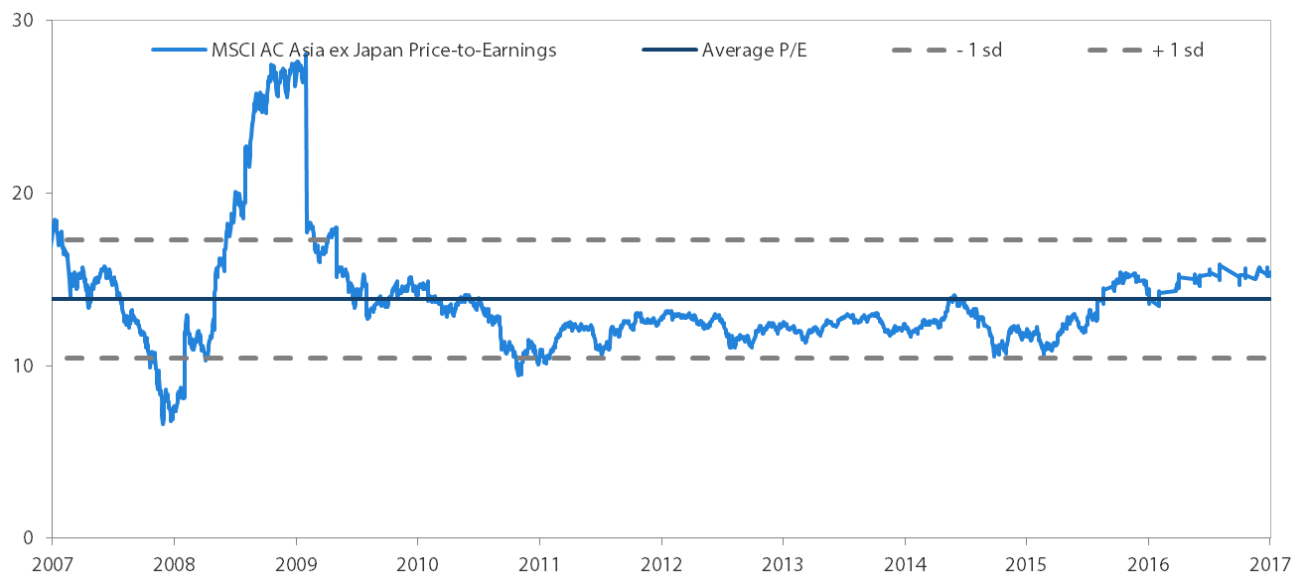
- Remain underweight ASEAN

We maintain our underweight stance in ASEAN. Singapore and Indonesia remain relative preferences, and we continue to

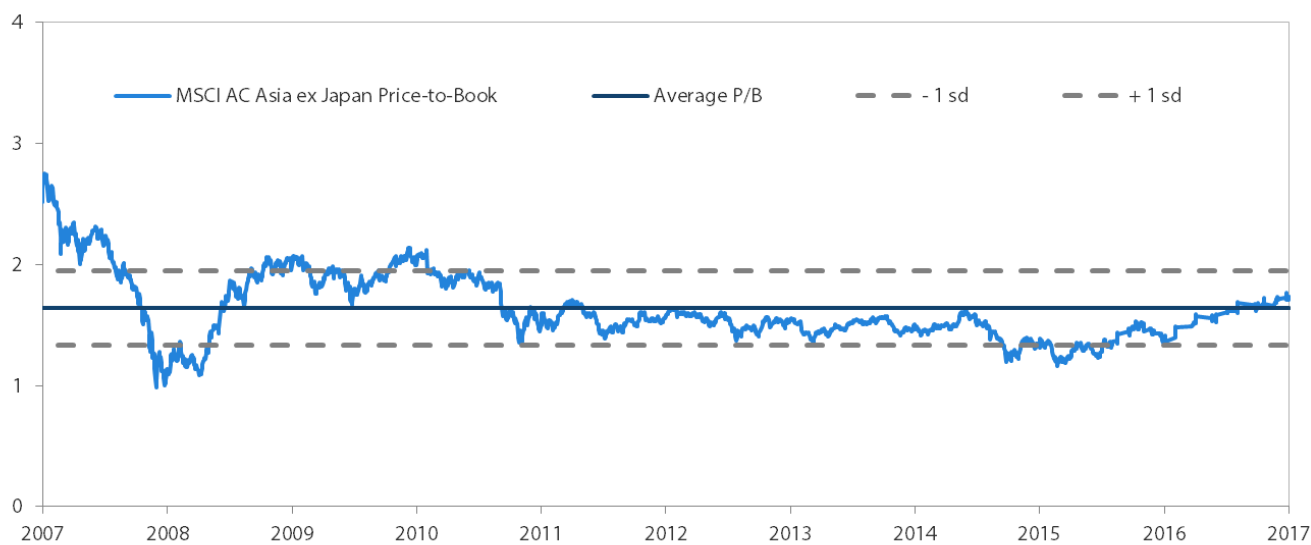
eschew equities in Malaysia. In Thailand, we see early signs of consumption recovery following the cremation of the King after a year of mourning, but remain underweight awaiting tangible evidence.

Appendix

MSCI AC Asia ex Japan Price-to-Earnings



MSCI AC Asia ex Japan Price-to-Book



Source: Bloomberg, 30 November 2017. Ratios are computed in USD. The horizontal lines represent the average (the middle line) and one standard deviation on either side of this average for the period shown. Past performance is not necessarily indicative of future performance.

Important Information

This document is prepared by Nikko Asset Management Co., Ltd. and/or its affiliates (**Nikko AM**) and is for distribution only under such circumstances as may be permitted by applicable laws. This document does not constitute investment advice or a personal recommendation and it does not consider in any way the suitability or appropriateness of the subject matter for the individual circumstances of any recipient.

This document is for information purposes only and is not intended to be an offer, or a solicitation of an offer, to buy or sell any investments or participate in any trading strategy. Moreover, the information in this material will not affect Nikko AM's investment strategy in any way. The information and opinions in this document have been derived from or reached from sources believed in good faith to be reliable but have not been independently verified. Nikko AM makes no guarantee, representation or warranty, express or implied, and accepts no responsibility or liability for the accuracy or completeness of this document. No reliance should be placed on any assumptions, forecasts, projections, estimates or prospects contained within this document. This document should not be regarded by recipients as a substitute for the exercise of their own judgment. Opinions stated in this document may change without notice.

In any investment, past performance is neither an indication nor guarantee of future performance and a loss of capital may occur. Estimates of future performance are based on assumptions that may not be realised. Investors should be able to withstand the loss of any principal investment. The mention of individual stocks, sectors, regions or countries within this document does not imply a recommendation to buy or sell.

Nikko AM accepts no liability whatsoever for any loss or damage of any kind arising out of the use of all or any part of this document, provided that nothing herein excludes or restricts any liability of Nikko AM under applicable regulatory rules or requirements.

All information contained in this document is solely for the attention and use of the intended recipients. Any use beyond that intended by Nikko AM is strictly prohibited.

Japan: The information contained in this document pertaining specifically to the investment products is not directed at persons in Japan nor is it intended for distribution to persons in Japan. Registration Number: Director of the Kanto Local Finance Bureau (Financial Instruments firms) No. 368 Member Associations: The Investment Trusts Association, Japan/Japan Investment Advisers Association/Japan Securities Dealers Association.

United Kingdom and rest of Europe: This document constitutes a financial promotion for the purposes of the Financial Services and Markets Act 2000 (as amended) (FSMA) and the rules of the Financial Conduct Authority (the FCA) in the United Kingdom (the FCA Rules).

This document is communicated by Nikko Asset Management Europe Ltd, which is authorised and regulated in the United Kingdom by the FCA (122084). It is directed only at (a) investment professionals falling within article 19 of the Financial Services and Markets Act 2000 (Financial Promotions) Order 2005, (as amended) (the Order) (b) certain high net worth entities within the meaning of article 49 of the Order and (c) persons to whom this document may otherwise lawfully be communicated (all such persons being referred to as relevant persons) and is only available to such persons and any investment activity to which it relates will only be engaged in with such persons.

United States: This document is for information purposes only and is not intended to be an offer, or a solicitation of an offer, to buy or sell any investments. This document should not be regarded as investment advice. This document may not be duplicated, quoted, discussed or otherwise shared without prior consent. Any offering or distribution of a Fund in the United States may only be conducted via a licensed and registered broker-dealer or a duly qualified entity.

Singapore: This document is for information only with no consideration given to the specific investment objective, financial situation and particular needs of any specific person. You should seek advice from a financial adviser before making any investment. In the event that you choose not to do so, you should consider whether the investment selected is suitable for you

Hong Kong: This document is for information only with no consideration given to the specific investment objective, financial situation and particular needs of any specific person. You should seek advice from a financial adviser before making any investment. In the event that you choose not to do so, you should consider whether the investment selected is suitable for you. The contents of this document have not been reviewed by the Securities and Futures Commission or any regulatory authority in Hong Kong. Nikko Asset Management Hong Kong Limited is a licensed corporation in Hong Kong.

Australia: Nikko AM Limited ABN 99 003 376 252 (**Nikko AM Australia**) is responsible for the distribution of this information in Australia. **Nikko AM Australia** holds Australian Financial Services Licence No. 237563 and is part of the Nikko AM Group. This material and any offer to provide financial services are for information purposes only. This material does not take into account the objectives, financial situation or needs of any individual and is not intended to constitute personal advice, nor can it be relied upon as such. This material is intended for, and can only be provided and made available to, persons who are regarded as Wholesale Clients for the purposes of section 761G of the Corporations Act 2001 (Cth) and must not be made available or passed on to persons who are regarded as Retail Clients for the purposes of this Act. If you are in any doubt about any of the contents, you should obtain independent professional advice

New Zealand: Nikko Asset Management New Zealand Limited (Company No. 606057, FSP22562) is the licensed Investment Manager of Nikko AM NZ Investment Scheme and the Nikko AM NZ Wholesale Investment Scheme.

This material is for the use of researchers, financial advisers and wholesale investors (in accordance with Schedule 1, Clause 3 of the Financial Markets Conduct Act 2013 in New Zealand). This material has been prepared without taking into account a potential investor's objectives, financial situation or needs and is not intended to constitute personal financial advice, and must not be relied on as such. Recipients of this material, who are not wholesale investors, or the named client, or their duly appointed agent, should consult an Authorised Financial Adviser and the relevant Product Disclosure Statement or Fund Fact Sheet (available on our website www.nikkoam.co.nz).

Kingdom of Bahrain: The document has not been approved by the Central Bank of Bahrain which takes no responsibility for its contents. No offer to the public to purchase the Strategy will be made in the Kingdom of Bahrain and this document is intended to be read by the addressee only and must not be passed to, issued to, or shown to the public generally.

Kuwait: This document is not for general circulation to the public in Kuwait. The Strategy has not been licensed for offering in Kuwait by the Kuwaiti Capital Markets Authority or any other relevant Kuwaiti government agency. The offering of the Strategy in Kuwait on the basis a private placement or public offering is, therefore, restricted in accordance with Decree Law No. 7 of 2010 and the bylaws thereto (as amended). No private or public offering of the Strategy is being made in Kuwait, and no agreement relating to the sale of the Strategy will be concluded in Kuwait. No marketing or solicitation or inducement activities are being used to offer or market the Strategy in Kuwait.

Kingdom of Saudi Arabia: This document is communicated by Nikko Asset Management Europe Ltd (Nikko AME), which is authorised and regulated by the Financial Services and Markets Act 2000 (as amended) (FSMA) and the rules of the Financial Conduct Authority (the FCA) in the United Kingdom (the FCA Rules). This document should not be reproduced, redistributed, or sent directly or indirectly to any other party or published in full or in part for any purpose whatsoever without a prior written permission from Nikko AME.

This document does not constitute investment advice or a personal recommendation and does not consider in any way the suitability or appropriateness of the subject matter for the individual circumstances of any recipient. In providing a person with this document, Nikko AME is not treating that person as a client for the purposes of the FCA Rules other than those relating to financial promotion and that person will not therefore benefit from any protections that would be available to such clients.

Nikko AME and its associates and/or its or their officers, directors or employees may have or have had positions or material interests, may at any time make purchases and/or sales as principal or agent, may provide or have provided corporate finance services to issuers or may provide or have provided significant advice or investment services in any investments referred to in this document or in related investments. Relevant confidential information, if any, known within any company in the Nikko AM group or Sumitomo Mitsui Trust Bank group and not available to Nikko AME because of regulations or internal procedure is not reflected in this document. The investments mentioned in this document may not be eligible for sale in some states or countries, and they may not be suitable for all types of investors.

Oman: The information contained in this document neither constitutes a public offer of securities in the Sultanate of Oman as contemplated by the Commercial companies law of Oman (Royal decree 4/74) or the Capital Markets Law of Oman (Royal Decree 80/98), nor does it constitute an offer to sell, or the solicitation of any offer to buy non-Omani securities in the Sultanate of Oman as contemplated by Article 139 of the Executive Regulations to the Capital Market law (issued by Decision No. 1/2009). This document is not intended to lead to the conclusion of any contract of whatsoever nature within the territory of the Sultanate of Oman.

United Arab Emirates (excluding DIFC): This document and the information contained herein, do not constitute, and is not intended to constitute, a public offer of securities in the United Arab Emirates and accordingly should not be construed as such. The Strategy is only being offered to a limited number of investors in the UAE who are (a) willing and able to conduct an independent investigation of the risks involved in an investment in such Strategy, and (b) upon their specific request.

The Strategy has not been approved by or licensed or registered with the UAE Central Bank, the Securities and Commodities Authority or any other relevant licensing authorities or governmental agencies in the UAE. This document is for the use of the named addressee only and should not be given or shown to any other person (other than employees, agents or consultants in connection with the addressee's consideration thereof).

No transaction will be concluded in the UAE and any inquiries regarding the Strategy should be made to Nikko Asset Management Europe Ltd.