

# Future Quality Insights

## Investment Insights from the Global Equity Team

February 2021

The introduction of the EU's Sustainable Finance Disclosure Regulation in March 2021 will see significant changes to the way asset management is conducted. It includes new disclosure requirements for investment firms to address environmental, social and governance (ESG) concerns and we welcome it with open arms.

By Iain Fulton and Johnny Russell

### The winds of change: Strengthening our commitment to ESG

#### Heralding a new era of regulation

Michael Chen's\* wintry picture of a tree clearly shows how prevailing winds have shaped it over time. The same can be said for markets. The global pandemic in 2020 resulted in a massive deterioration in public finances. But despite the conditions, markets continued to rise and, for the most part, growth stocks related to new areas of innovation remained the leaders. Hopefully, with an end to the pandemic in sight, a new president taking office in the US and Brexit finally moving on, investors can start considering how the changing conditions may impact them.

In the next 18 months or so, sectors of the economy shuttered by COVID-19 will bounce back strongly and the impact of ongoing stimulus spending will favour more cyclical industries. The role of government within economies has grown significantly and from the US to Europe and China, the spectre of increased regulation and higher tax rates looms larger than it has at any time in the last decade. For investors who have had the wind in their sails for so long, the phrase "caveat emptor" probably never rang so true.



Source: Michael Chen

\* Global Equity Team portfolio analyst

One wind of regulatory change that investors may be less familiar with is that of the EU's Sustainable Finance Disclosure Regulation (SFDR). These regulations are important and arguably represent the biggest fundamental change to the way asset management is conducted since the UK's "Big Bang" de-regulation reforms in the mid-1980s.

Under SFDR, fund managers are required to make firm and product level disclosures that clearly outline and measure how sustainability risks are taken into account in their investment process.

A key feature of this framework is that it provides a definition of sustainable investment and lays down the criteria fund managers must meet to qualify. The definition has two parts. Firstly, the investment must promote an environmental or social characteristic and meet minimum standards of governance. Secondly, the investment must "do no significant harm" to any other area of environmental or social concern.

For our part, we welcome the efforts to bring greater clarity and transparency to an area of investment that has been wide open to highly subjective interpretation. With a new generation of savers looking to invest in funds, which can adhere to a set of principles they can identify with, this regulation should provide the transparency required to select funds that genuinely adhere to these principles.

In recent years, the rush to "green-wash" has been fairly evident as asset managers have sought to capitalise on an increase in fund flows to the ESG segment of the market. The SFDR regulation should ensure that those fund managers are held to account accordingly.

Our view is that good ESG characteristics are necessary for the companies we invest in to achieve "Future Quality" status. Balancing stakeholder interests, governing appropriately and aiming to be part of the solution to social and environmental problems are the requirements that permit companies to earn good returns on capital over the long term.

As a result, in response to the regulation, we are tightening the definition of our commitments in this area. **We aim to have a portfolio that has above average ESG ratings, has a low carbon intensity and has no major controversies on issues related to the environment and human rights.** These commitments can be measured, are appropriate and are certainly consistent with how we have positioned our investments in Future Quality companies over the last decade of investing together. It's not often we sing the praises of a regulator, but in this instance, the ambitious program set out by the EU is to be applauded.

### The ESG breeze is heading to a gale force 10

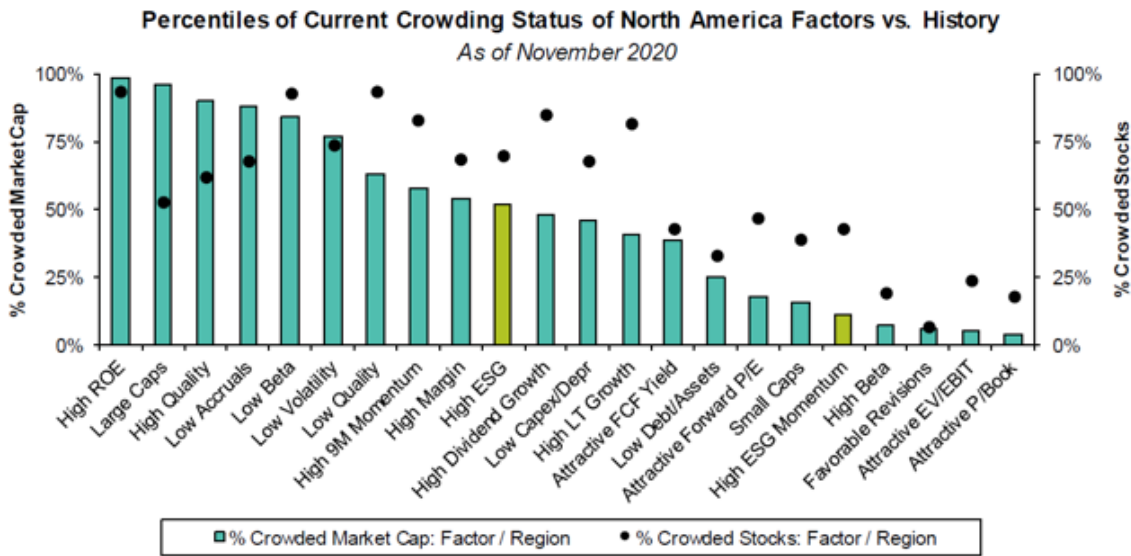
SFDR is only one small part of a wider framework of EU regulation aimed at redirecting finance towards more sustainable outcomes. Technological advances, demographic changes and the obvious failings of the free market economy are combining to change how we perceive value. Out goes shareholder primacy and growth at any cost and in comes a better, more balanced approach. One that creates value for all stakeholders by considering those externalities that were missing from the "Gordon Gecko" approach to capitalism.

The pursuit of efficient and low-cost supply chains through globalisation has delivered significant economic rewards for many, but it's come at the expense of the natural environment. We currently spend 1.6 times our planet's biodiversity and natural resources (see: <https://www.gov.uk/government/publications/final-report-the-economics-of-biodiversity-the-dasgupta-review>). GDP continues to rise but nowhere in that calculation do we take account of the depleting natural resources. Inequalities have widened and the pandemic has made this worse with young people earnings forecast to fall by GBP 40K over their lifetime due to lost education (see: <https://www.ifs.org.uk/publications/15291>).

Growth in ESG funds is evidence of this change in attitudes. Although **active** management has been in a 20-year structural retreat, equity funds classified as having an ESG or SRI focus have been growing rapidly in recent years. The current share of ESG funds may only be about 6% of total active global equity funds, but ESG investing is the only segment to see significant growth in AUM fund flows over the past five years. And ESG is about to take over.



**Graph 2: High ESG scores appear crowded, whereas rising ESG scores are ignored**



Source: Bernstein

This matches our own experience, where rising ESG scores have tended to outperform, whereas those with falling scores underperformed. This could be coincidental—and isn’t statistically material—but it is in line with the outcome we would expect from Future Quality investing.

The embryonic nature of the ESG industry provides an opportunity for active investors to take the lead. To invest ahead of the flows and to engage with management teams about these long-term issues and identify where the market underappreciates value.

The long-term nature of the problems being addressed, and the difficulty of measuring success, suggest this is a natural home for the active investor. A perfect ESG score today may not be the only indicator for tomorrow’s winners.

**Engagement: Palomar**

We first invested in Palomar in 2020 and continue to be holders. The company provides earthquake insurance to individuals and businesses in the US. Their mission is to leverage technology and data to provide a range of insurance solutions to Americans who have been historically underserved by the industry. These include families and small businesses who turn to Palomar for insurance against a range of natural disasters; from fire to flood to earthquake. Many of these customers are underserved or priced out of the market due to the inefficiencies of the incumbent market participants.

Despite a low ESG rating by MSCI (“B” rated), our assessment of the company regarding ESG has been very positive. The company provides affordable insurance products and services to millions of people living in vulnerable parts of the country. Its largest and original product is earthquake insurance and it leverages technology and data to provide more granular and efficient pricing than peers. It has taken this IT advantage to enter other P&C markets, such as select wind and flood, again being able to analyse and underwrite risk more accurately than peers and then price accordingly.

Formed in 2014, Palomar is a young company with an employee base of about 100. When compared to some of its behemoth incumbent competitors, it is not surprising for the company to have a low ESG rating. However, lack of disclosure is common for young companies and easily rectified. We are confident our ongoing dialogue and long-term support will lead to greater transparency and eventually a more accurate appreciation of the company’s ESG credentials. There are many aspects of this company currently underappreciated by the market.

*Reference to individual stocks is for illustration purpose only and does not guarantee their continued inclusion in the strategy’s portfolio, nor constitute a recommendation to buy or sell.*

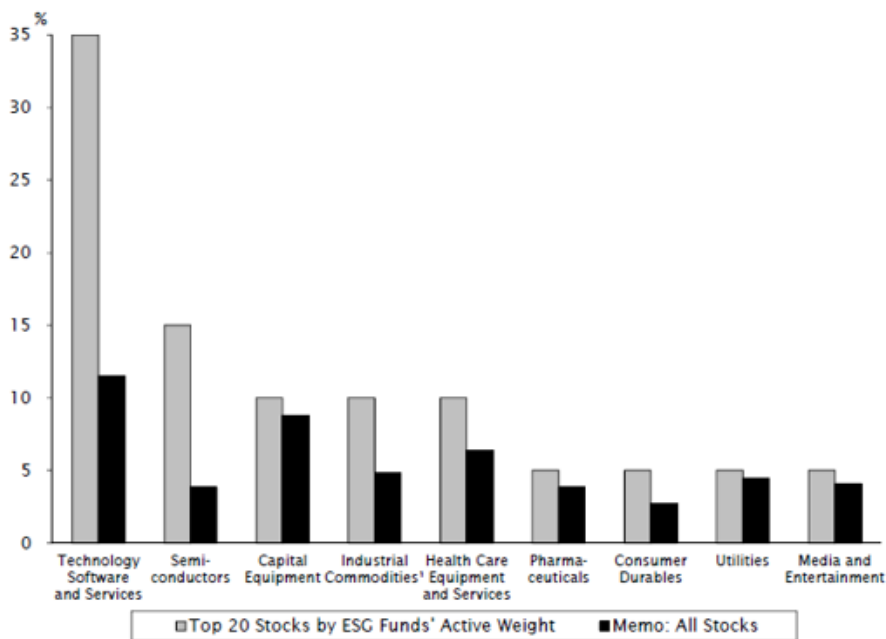
**Balls to the wall?**

How are you supposed to react when you’re 25 minutes into a gruelling 30-minute spin class and your virtual cycling instructor shouts out: “Balls to the wall, balls to the wall”?

“Balls to the wall” was borrowed from the aviation industry and refers to the pilot aggressively and without restraint, pulling back a ball shaped throttle. The result is an acceleration skywards—akin to a squeezed GameStop share price (on the way up that is)—or in my case, a release of hidden effort that I had naively thought I’d keep for later. Equity investors have been balls-to-the-wall since March 2020. Increased asset allocation, savings and raised liquidity are driving increased speculation, some of which is undoubtedly bubble like in nature. Stretched valuations in “green” ETFs, such as the ICLN (i-shares Global Clean Energy) ETF—currently trading at about 70x earnings—or a large number of green SPACs, suggests that investors’ expectations are already elevated. Red flags are waving in the wind.

Empirical Research Partners has done work on US stocks and found that in general, there is a limited valuation premium for ESG stocks once the fundamental qualities of the stocks are taken into account. However, they have discovered that there is a skew of “agreed” ESG winners within the ESG universe and at the extreme there is an argument that an ESG premium exists. Graph 3 shows that the skew is heavily weighted to the tech sector where some caution may be warranted; though perhaps only a mirror reflection of leadership in the market in general.

**Graph 3: Top 20 stocks by ESG Funds—sector weights**



Source: Empirical Research Partners

**Conclusion**

The investment industry has reached a tipping point. Today’s market participants think of ESG as a separate category to active investing, but soon they will be synonymous with each other. In Japan they call it the Fujiwhara effect—when two cyclones come together to create a larger force. Perhaps the prevailing wind isn’t set to change but in fact it is set to strengthen as the shift of capital towards solving our long term environmental and societal issues combines with further technological advances to create an ESG storm that is only now starting. It is a sign that things are changing and in the long run we will all be better for it.

**Appendix: Nikko AM Global Equity Engagement Summary – 2H20**

Company name	Summary of ESG Issue & response	PM directly involved?	Collaboration?	On-going or complete?
Burford Capital	Governance and accounting – changing board & increased disclosure	Yes	No	On-going
Aon	Human Capital, IT Security – Covid-19 challenges led to salary cuts for majority of firm. Retention remained very high	Yes	No	Complete
HDFC Bank	Customer interaction – potential lawsuit relating to auto-loan selling practice	Yes	No	On-going
Dolby Laboratories	Requested shareholder approval for issuance under new share incentive plan had limited performance criteria	Yes	No	Complete
HelloFresh	Environmental practices	Yes	No	On-going
SolarEdge	Solar system efficiency	Yes	No	Complete
Schneider	Understanding the impact of their carbon commitments on strategy	Yes	Yes	Complete
Kingspan	Engagement with management about cultural issues that have been highlighted during the Grenfell Judicial ~Review	Yes	No	On-going
Livanova	Collaboration to improve investor communications, board structure and in general improve shareholder value	Yes	No	On-going

**Top Ten Holdings**

Top 10 Holdings	Fund	Benchmark
<b>Microsoft Corporation</b>	5.11%	2.70%
<b>Amazon.Com, Inc.</b>	4.33%	2.34%
<b>HelloFresh</b>	3.52%	0.02%
<b>Sony Corp</b>	3.23%	0.21%
<b>Tencent Holdings Ltd.</b>	3.18%	0.71%
<b>Housing Development Finance Corporation Limited</b>	2.97%	0.10%
<b>LivaNova Plc</b>	2.88%	0.00%
<b>Coca-Cola Company</b>	2.87%	0.38%
<b>Accenture Plc</b>	2.84%	0.28%
<b>SVB Financial Group</b>	2.77%	0.03%

Reference to individual stocks is for illustration purpose only and does not guarantee their continued inclusion in the strategy's portfolio, nor constitute a recommendation to buy or sell.

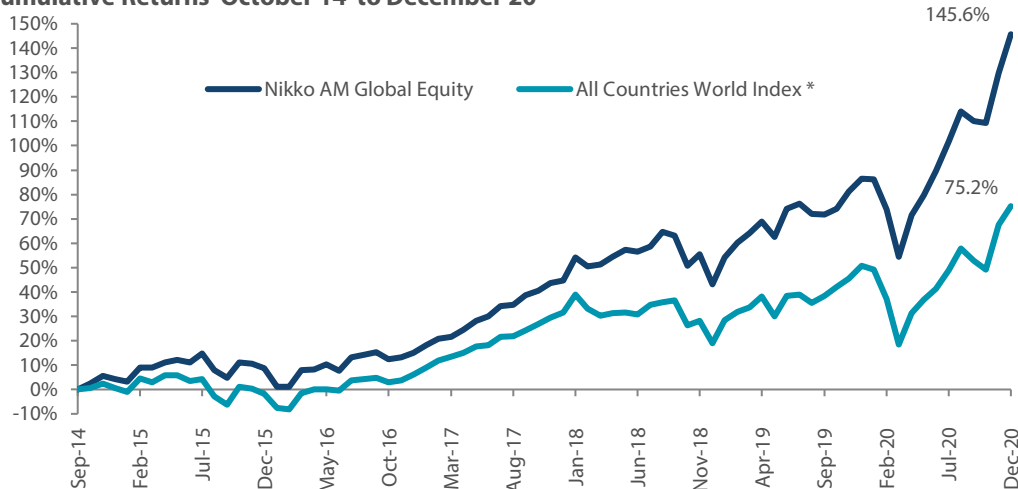
## Strong ESG credentials

	Fund	Benchmark	Better than benchmark?
MSCI ESG portfolio rating	<b>A</b>	<b>BBB</b>	Yes
ESG scores:			
• Environmental score	5.9	5.9	Yes
• Social score	5.0	4.8	Yes
• Governance score	5.2	4.6	Yes
Normalised Carbon footprint (T CO <sub>2</sub> E/\$M Invested)	6.8	103.1	Yes
Lack of independent board	12.1%	12.6%	Yes
Female represent 30% of directors	51.9%	48.3%	Yes

Source: MSCI ESG Fund Ratings, December 2020. Data supplied as per the MSCI definitions. Fund is a representative account of the Nikko AM Global Equity Strategy. Benchmark is the MSCI ACWI.

## Global Equity Strategy Composite Performance to Q4 2020

Cumulative Returns October 14 to December 20



Nikko AM Gross Annualised Returns (USD) %	1 year	2 years	3 years	5 years	Since Inception
Global Equity Strategy Composite	31.68	31.02	19.28	17.70	15.46
All Countries World Index*	16.25	21.32	10.06	12.25	9.39
<b>Excess Return</b>	<b>15.42</b>	<b>9.71</b>	<b>9.22</b>	<b>5.45</b>	<b>6.07</b>

\*The benchmark for this composite is MSCI All Countries World Index. The benchmark was the MSCI All Countries World Index ex AU since inception of the composite to 31 March 2016. Inception date for the composite is 01 October 2014. Returns are based on Nikko AM's (hereafter referred to as the "Firm") Global Equity Strategy Composite returns. Returns for periods in excess of 1 year are annualised. The Firm claims compliance with the Global Investment Performance Standards (GIPS®) and has prepared and presented this report in compliance with the GIPS. Returns are US Dollar based and are calculated gross of advisory and management fees, custodial fees and withholding taxes, but are net of transaction costs and include reinvestment of dividends and interest. Copyright © MSCI Inc. The copyright and intellectual rights to the index displayed above are the sole property of the index provider. For more details, please refer to the performance disclosures found at the end of this document. Any comparison to reference index or benchmark may have material inherent limitations and therefore should not be relied upon. Data as of 31 December 2020.








Nikko AM Global Equity: Capability profile and available funds  
(as at 31 December 2020)

Available strategies	Global ACWI, Global EAFE, Global Developed, Global ex specific country, Sharia, Dividend		
Available vehicles	UCITS-SICAV, Country domiciled mutual funds, unit trusts, investment trusts and segregated accounts		
Key Features of Global ACWI	Current Positioning		Guidelines
Investment Objective	+3% vs MSCI AC World		
No. of holdings	42		40-50
Active share	90.3%		90-95%
Cash	2.7%		0-3%

Target return is an expected level of return based on certain assumptions and/or simulations taking into account the strategy’s risk components. There can be no assurance that any stated investment objective, including target return, will be achieved and therefore should not be relied upon.

Past performance is not indicative of future performance. This is provided as supplementary information to the performance reports prepared and presented in compliance with the Global Investment Performance Standards (GIPS®). Nikko AM Representative Global Equity account. Source: Nikko AM, FactSet.

Nikko AM Global Equity Team

James Kinghorn	Iain Fulton	William Low	Greig Bryson	Johnny Russell	Michael Chen	Ellie Stephenson
						
Portfolio Manager	Portfolio Manager	Portfolio Manager	Portfolio Manager	Portfolio Manager	Portfolio Analyst	Portfolio Analyst

This Edinburgh based team provides solutions for clients seeking global exposure. Their unique approach, a combination of Experience, Future Quality and Execution, means they are continually “joining the dots” across geographies, sectors and companies, to find the opportunities that others simply don’t see.



### Experience

Our five portfolio managers have an average of 23 years' industry experience and have worked together as a Global Equity team for eight years. In 2019, two portfolio analysts, Michael Chen and Ellie Stephenson joined the team and they are the first in a new generation of talent on the path to becoming portfolio managers. The team's deliberate flat structure fosters individual accountability and collective responsibility. It is designed to take advantage of the diversity of backgrounds and areas of specialisation to ensure the team can find the investment opportunities others don't.

### Future Quality

The team's philosophy is based on the belief that investing in a portfolio of Future Quality companies will lead to outperformance over the long term. They define Future Quality as a business that can generate sustained growth in cash flow and improving returns on investment. They believe the rewards are greatest where these qualities are sustainable and the valuation is attractive. This concept underpins everything the team does.

### Execution

Effective execution is essential to fully harness Future Quality ideas in portfolios. We combine a differentiated process with a highly collaborative culture to achieve our goal: high conviction portfolios delivering the best outcome for clients. It is this combination of extensive experience, Future Quality style and effective execution that offers a compelling and differentiated outcome for our clients.

### About Nikko Asset Management

With USD 284.4 billion\* under management, Nikko Asset Management is one of Asia's largest asset managers, providing high-conviction, active fund management across a range of Equity, Fixed Income, Multi-Asset and Alternative strategies. In addition, its complementary range of passive strategies covers more than 20 indices and includes some of Asia's largest exchange-traded funds (ETFs).

\*Consolidated assets under management and sub-advisory of Nikko Asset Management and its subsidiaries as of 31 December 2020.

### Risks

**Emerging markets risk** - the risk arising from political and institutional factors which make investments in emerging markets less liquid and subject to potential difficulties in dealing, settlement, accounting and custody.

**Currency risk** - this exists when the strategy invests in assets denominated in a different currency. A devaluation of the asset's currency relative to the currency of the Sub-Fund will lead to a reduction in the value of the strategy.

**Operational risk** - due to issues such as natural disasters, technical problems and fraud.

**Liquidity risk** - investments that could have a lower level of liquidity due to (extreme) market conditions or issuer-specific factors and or large redemptions of shareholders. Liquidity risk is the risk that a position in the portfolio cannot be sold, liquidated or closed at limited cost in an adequately short time frame as required to meet liabilities of the Strategy.

## Contact us

### EMEA – Nikko Asset Management Europe Ltd.

1 London Wall, London EC2Y 5AD, U.K.

Phone: +44 (0) 20 7796 9866

Fax: +44 (0) 20 7796 9816

**Important Information:** This document is prepared by Nikko Asset Management Co., Ltd. and/or its affiliates (**Nikko AM**) and is for distribution only under such circumstances as may be permitted by applicable laws. This document does not constitute personal investment advice or a personal recommendation and it does not consider in any way the objectives, financial situation or needs of any recipients. All recipients are recommended to consult with their independent tax, financial and legal advisers prior to any investment.

This document is for information purposes only and is not intended to be an offer, or a solicitation of an offer, to buy or sell any investments or participate in any trading strategy. Moreover, the information in this document will not affect Nikko AM's investment strategy in any way. The information and opinions in this document have been derived from or reached from sources believed in good faith to be reliable but have not been independently verified. Nikko AM makes no guarantee, representation or warranty, express or implied, and accepts no responsibility or liability for the accuracy or completeness of this document. No reliance should be placed on any assumptions, forecasts, projections, estimates or prospects contained within this document. This document should not be regarded by recipients as a substitute for the exercise of their own judgment. Opinions stated in this document may change without notice.

In any investment, past performance is neither an indication nor guarantee of future performance and a loss of capital may occur. Estimates of future performance are based on assumptions that may not be realised. Investors should be able to withstand the loss of any principal investment. The mention of individual securities, sectors, regions or countries within this document does not imply a recommendation to buy or sell.

Nikko AM accepts no liability whatsoever for any loss or damage of any kind arising out of the use of all or any part of this document, provided that nothing herein excludes or restricts any liability of Nikko AM under applicable regulatory rules or requirements.

All information contained in this document is solely for the attention and use of the intended recipients. Any use beyond that intended by Nikko AM is strictly prohibited.

**Japan:** The information contained in this document pertaining specifically to the investment products is not directed at persons in Japan nor is it intended for distribution to persons in Japan. Registration Number: Director of the Kanto Local Finance Bureau (Financial Instruments firms) No. 368 Member Associations: The Investment Trusts Association, Japan/Japan Investment Advisers Association.

**United Kingdom and rest of Europe:** This document is communicated by Nikko Asset Management Europe Ltd, which is authorised and regulated in the United Kingdom by the Financial Conduct Authority (the FCA) (FRN 122084). This document constitutes a financial promotion for the purposes of the Financial Services and Markets Act 2000 (as amended) (FSMA) and the rules of the FCA in the United Kingdom, and is directed at professional clients as defined in the FCA Handbook of Rules and Guidance.

**United States:** This document may not be duplicated, quoted, discussed or otherwise shared without prior consent. Any offering or distribution of a Fund in the United States may only be conducted via a licensed and registered broker-dealer or a duly qualified entity. Nikko Asset Management Americas, Inc. is a United States Registered Investment Adviser.

**Singapore:** This document is for information to institutional investors as defined in the Securities and Futures Act (Chapter 289), and intermediaries only. Nikko Asset Management Asia Limited (Co. Reg. No. 198202562H) is regulated by the Monetary Authority of Singapore.

**Hong Kong:** This document is for information to professional investors as defined in the Securities and Futures Ordinance, and intermediaries only. The contents of this document have not been reviewed by the Securities and Futures Commission or any regulatory authority in Hong Kong. Nikko Asset Management Hong Kong Limited is a licensed corporation in Hong Kong.

**Australia:** This document is issued in Australia by Nikko AM Limited (ABN 99 003 376 252, AFSL 237563). It is for the use of wholesale clients, researchers, licensed financial advisers and their authorised representatives only.

**New Zealand:** This document is issued in New Zealand by Nikko Asset Management New Zealand Limited (Company No. 606057, FSP22562). It is for the use of wholesale clients, researchers, licensed financial advisers and their authorised representatives only.

**Kingdom of Bahrain:** The document has not been approved by the Central Bank of Bahrain which takes no responsibility for its contents. No offer to the public to purchase the Strategy will be made in the Kingdom of Bahrain and this document is intended to be read by the addressee only and must not be passed to, issued to, or shown to the public generally.

**Kuwait:** This document is not for general circulation to the public in Kuwait. The Strategy has not been licensed for offering in Kuwait by the Kuwaiti Capital Markets Authority or any other relevant Kuwaiti government agency. The offering of the Strategy in Kuwait on the basis a private placement or public offering is, therefore, restricted in accordance with Decree Law No. 7 of 2010 and the bylaws thereto (as amended). No private or public offering of the Strategy is being made in Kuwait, and no agreement relating to the sale of the Strategy will be concluded in Kuwait. No marketing or solicitation or inducement activities are being used to offer or market the Strategy in Kuwait.

**Kingdom of Saudi Arabia:** This document is communicated by Nikko Asset Management Europe Ltd (Nikko AME), which is authorised and regulated by the Financial Services and Markets Act 2000 (as amended) (FSMA) and the rules of the Financial Conduct Authority (the FCA) in the

United Kingdom (the FCA Rules). This document should not be reproduced, redistributed, or sent directly or indirectly to any other party or published in full or in part for any purpose whatsoever without a prior written permission from Nikko AME.

This document does not constitute investment advice or a personal recommendation and does not consider in any way the suitability or appropriateness of the subject matter for the individual circumstances of any recipient. In providing a person with this document, Nikko AME is not treating that person as a client for the purposes of the FCA Rules other than those relating to financial promotion and that person will not therefore benefit from any protections that would be available to such clients.

Nikko AME and its associates and/or its or their officers, directors or employees may have or have had positions or material interests, may at any time make purchases and/or sales as principal or agent, may provide or have provided corporate finance services to issuers or may provide or have provided significant advice or investment services in any investments referred to in this document or in related investments. Relevant confidential information, if any, known within any company in the Nikko AM group or Sumitomo Mitsui Trust Holdings group and not available to Nikko AME because of regulations or internal procedure is not reflected in this document. The investments mentioned in this document may not be eligible for sale in some states or countries, and they may not be suitable for all types of investors.

**Oman:** The information contained in this document neither constitutes a public offer of securities in the Sultanate of Oman as contemplated by the Commercial companies law of Oman (Royal decree 4/74) or the Capital Markets Law of Oman (Royal Decree 80/98), nor does it constitute an offer to sell, or the solicitation of any offer to buy non-Omani securities in the Sultanate of Oman as contemplated by Article 139 of the Executive Regulations to the Capital Market law (issued by Decision No. 1/2009). This document is not intended to lead to the conclusion of any contract of whatsoever nature within the territory of the Sultanate of Oman.

**Qatar (excluding QFC):** The Strategies are only being offered to a limited number of investors who are willing and able to conduct an independent investigation of the risks involved in an investment in such Strategies. The document does not constitute an offer to the public and should not be reproduced, redistributed, or sent directly or indirectly to any other party or published in full or in part for any purpose whatsoever without a prior written permission from Nikko Asset Management Europe Ltd (Nikko AME). No transaction will be concluded in your jurisdiction and any inquiries regarding the Strategies should be made to Nikko AME.

**United Arab Emirates (excluding DIFC):** This document and the information contained herein, do not constitute, and is not intended to constitute, a public offer of securities in the United Arab Emirates and accordingly should not be construed as such. The Strategy is only being offered to a limited number of investors in the UAE who are (a) willing and able to conduct an independent investigation of the risks involved in an investment in such Strategy, and (b) upon their specific request.

The Strategy has not been approved by or licensed or registered with the UAE Central Bank, the Securities and Commodities Authority or any other relevant licensing authorities or governmental agencies in the UAE. This document is for the use of the named addressee only and should not be given or shown to any other person (other than employees, agents or consultants in connection with the addressee's consideration thereof). No transaction will be concluded in the UAE and any inquiries regarding the Strategy should be made to Nikko Asset Management Europe Ltd.

**Republic of Korea:** This document is being provided for general information purposes only, and shall not, and under no circumstances is, to be construed as, an offering of financial investment products or services. Nikko AM is not making any representation with respect to the eligibility of any person to acquire any financial investment product or service. The offering and sale of any financial investment product is subject to the applicable regulations of the Republic of Korea. Any interests in a fund or collective investment scheme shall be sold after such fund is registered under the private placement registration regime in accordance with the applicable regulations of the Republic of Korea, and the offering of such registered fund shall be conducted only through a locally licensed distributor.

**MSCI:** The MSCI information may only be used for your internal use, may not be reproduced or disseminated in any form and may not be used as a basis for or a component of any financial instruments or products or indices. None of the MSCI information is intended to constitute investment advice or a recommendation to make (or refrain from making) any kind of investment decision and may not be relied on as such. Historical data and analysis should not be taken as an indication or guarantee of any future performance analysis, forecast or prediction. The MSCI information is provided on an "as is" basis and the user of this information assumes the entire risk of any use made of this information. MSCI, each of its affiliates and each other person involved in or related to compiling, computing or creating any MSCI information (collectively, the "MSCI Parties") expressly disclaims all warranties (including, without limitation, any warranties of originality, accuracy, completeness, timeliness, non-infringement, merchantability and fitness for a particular purpose) with respect to this information. Without limiting any of the foregoing, in no event shall any MSCI Party have any liability for any direct, indirect, special, incidental, punitive, consequential (including, without limitation, lost profits) or any other damages. (www.msci.com).