

# ASIA HIGH GRADE CREDIT

## A better European approach to Emerging Market Debt

### Key Points

- For European investors in Global Emerging Market Debt (EMD), Asia Credit is very likely already a part of their portfolios; however, as European Bonds and EMD have both been volatile asset classes over the past three years, we believe a specific allocation to Asia Credit can help mitigate portfolio risk.
- Given tight spreads across global credits, particularly EMD, investors who are concerned about downside risk, but wish to stay exposed to the asset class, could consider a separate allocation to Asia Credit as a defensive tactical allocation, as well as a long-term source of quality yield. A separate allocation to Asia IG Credit can be seen as “cherry-picking” within the liquid part of the EMD universe.
- Compared to other high beta segments of EMD (such as LatAm) and to European Aggregate Debt, Asia Credit has displayed much lower volatility. Altogether, since 2009, its average annual returns have been 7.2% with volatility of 4%, giving it a Sharpe ratio of around 1.7x.
- There are structural reasons for this trend, in particular higher savings rates in Asia drive local capital formation and this is flowing into Asian bonds, replacing the “hot money” flows from external investors. At the same time, Asia’s higher fundamental growth rates are sustaining better rates of return than investors would see from other markets with similarly low volatility and low default rates<sup>1</sup>.

### Making the Most of Emerging Markets

Throughout 2016 and 2017 YTD – Emerging Markets Debt has performed well for investors. This in turn, has attracted strong flows into the asset class, and caused spreads to continue to tighten, such that Corporate EM Bond Index (CEMBI) Broad is trading at approximately 253bps<sup>2</sup> and EM Bond Index Global (EMBIG) Diversified at around 304bps<sup>3</sup> (compared to 350bps and 400bps, respectively, in 2016).

However, there are a number of potential key macro risks for EMD:

- The US Fed is clearly on a path to raising rates, and while moderate rate rises so far have not impacted EMD to date, inflationary pressure in the US will likely build gradually.
- Similarly, the US is adopting more protectionist “America First” trade and tax policies. At present, this appears to be limited by the Trump Administration’s difficulties in achieving its agenda, but it remains a risk to EMD valuations.
- Finally, there is potential for oil prices to fall. Much of hard currency EMD, particularly in high beta segments, is linked to oil-related issuance, and a drop in oil prices would negatively impact these borrowers.

Given these factors, European investors in EMD should consider how they are positioned and whether they want to reallocate within EMD to lower beta segments of the universe in order to mitigate risk, without sacrificing too much in yield.

The EMD universe has grown so that there is now sufficient size and diversity for investors to take selective positions. CEMBI and EMBI make up a combined market size of USD 1.3 trillion with 506 different issuers. Within EMD, Asia Credit IG is now a significant segment in its own right. The JP Morgan Asia Credit Index in Asia IG alone is now USD 586 billion.

### Asia as a Component of EMD

	Market Size (BN)	Number of Issuers
<b>CEMBI + EMBI</b>	1,318.09	506
Asia	401	204
Latin	491	143
Europe	267	84
Middle East	85	41
Africa	75	34

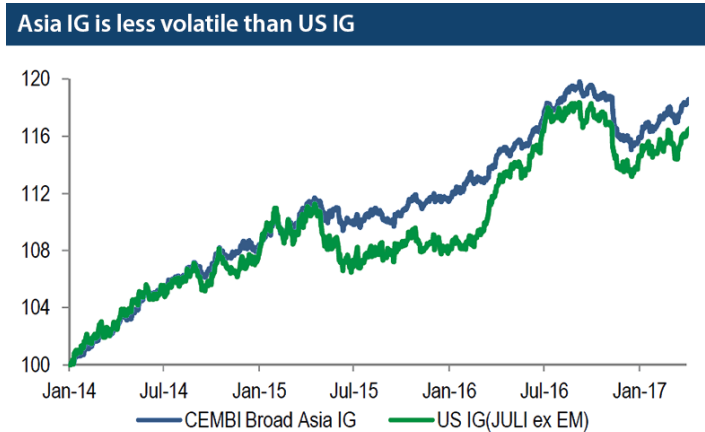
Source: JP Morgan April 2017; Note that JACI has higher market size than CEMBI + EMBI Asia given the lower minimum size requirement for JACI.

There are significant differences between the different regional segments of EMD. LATAM and Emerging Europe for example, which make up 37% and 20% of the combined CEMBI and EMBI indexes, have had a much higher beta over last four years compared with Asia (which composes 30% of combined total). In fact, Asia IG and HY Credit returns have been less volatile than their US counterparts. We believe there are structural reasons for this.

**Why is Asia Credit Volatility so Low?**



Source: JP Morgan, Asia Credit Outlook and Strategy, June 2017



Source: JP Morgan, Asia Credit Outlook and Strategy, June 2017

As the charts above show, Asia Credit has not only been less volatile and had more consistent returns than other high beta Emerging Market regions, it has also been less volatile than US asset classes.

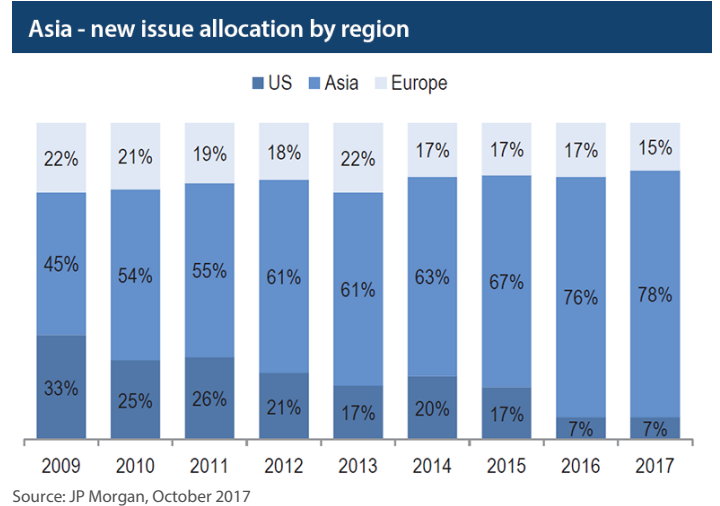
There are four key reasons why the volatility for Asian Investment Grade (IG) Credit in particular have been so low compared to other segments of EMD:

- **Fundamental Growth** – higher rates of growth, and a high savings rate are key drivers
- **Technical factors** – local capital formation and the rise of “local bid” – Asia owns >78% of its own debt
- **Credit Quality** – the average credit rating for Asia is 1-3 notches above that other EM regions
- **Credit Metrics** – net leverage for Asia IG firms has declined, whereas other EM regions are more stretched

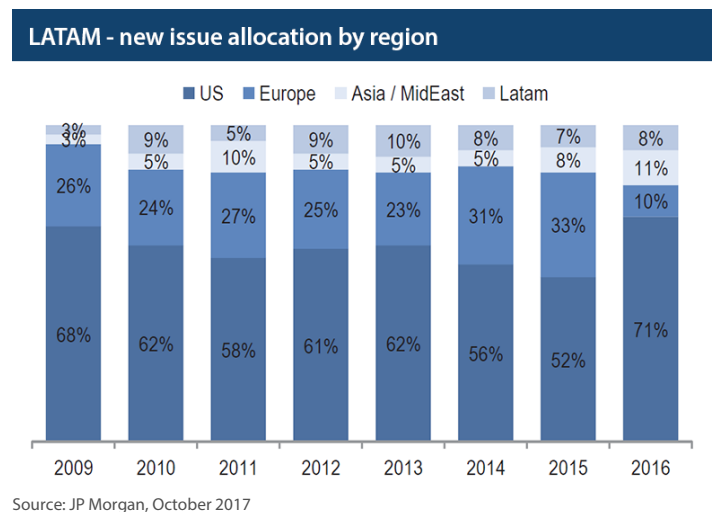
**Fundamental Growth** – Asia is the fastest growing region in the world (IMF forecasts growth of 5.5% in 2017 vs 4.5% for EM total ). This not only supports the income to repay debt, but also fuels funding needed for expansion. The clearest example of this is China. For China to fund its rapid growth (6.7%)<sup>4</sup> it has become a key supplier of debt issuance (both in local currency and USD). At the same time, given its high savings rate as a percentage of GDP (49%)<sup>5</sup>, it is also a key source of demand for debt as local capital seeks appropriate investments.

**Technical Factors** – A critical difference between Asia and other EMD regions is the percentage of local ownership. Unlike Latin America, which only owns 11% or their own debt issuance, or the Mid-East which owns 37%, Asian investors own >78% of their own debt – which has helped dampen volatility in the market significantly. Much of this investment (42%) in new issuance is from Chinese banks, but other countries are also key investors (Malaysia 27%, HK 20%).

**Ownership of EMD by Region**

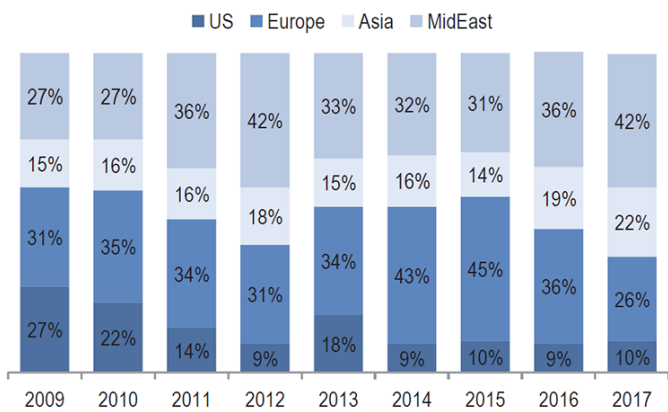


Source: JP Morgan, October 2017



Source: JP Morgan, October 2017

**MidEast - new issue allocation by region**



Source: JP Morgan, October 2017

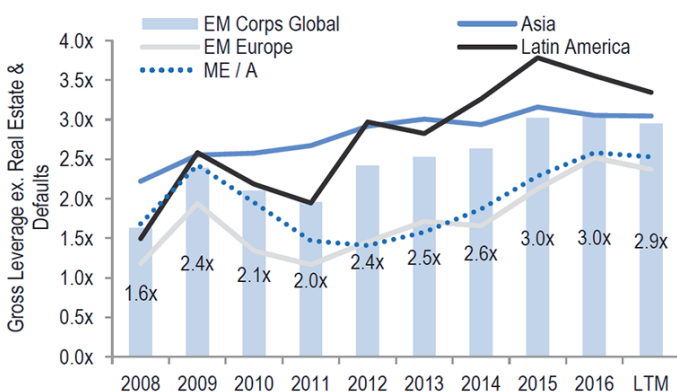
**Credit Quality** – Linked to the fundamental growth story and diversification is the emergence of many new investment grade issuers in Asia. In 2006, only 90 issuers could access Investment Grade markets on the JACI index, while in 2016 there were 251. As the recent upgrade of Indonesia to investment grade shows, the integration of more Asian countries in global supply chains has allowed them to increase their credit quality.

**Credit Metrics** - Relative to other Emerging Market regions, such as LATAM, EM Europe and Middle East, net leverage for Asian Investment Grade debt has declined since 2013, as investment grade companies have built up their liquidity buffers. As with a lower reliance on external flows, the lower net leverage means that Asian IG Credits are better protected against a downward correction in EMD.

The fundamental factors underlying the expansion of Asian debt (economic growth, high savings rates and the high level of investment in local debt) are key reasons not just for the rapid growth in the asset class as a part of EMD, but also for its low volatility in recent years. Particularly in USD denominated IG debt, we believe that the structural reasons for higher levels of return compared to developed markets (and at low levels of risk compared to other developing markets) are likely to continue.

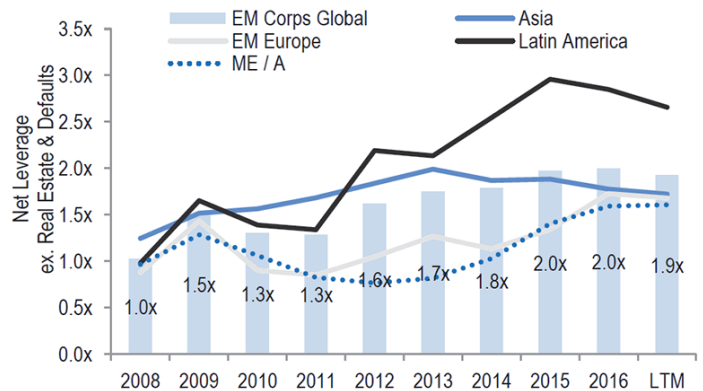
**EMD Credit Metrics by Region – Gross and Net Leverage**

**EM corporate gross leverage trends**



Source: JP Morgan, October 2017

**EM corporate net leverage trends**



Source: JP Morgan, October 2017

**What is the Trade-Off for European Investors?**

There are two clear costs to re-allocating defensively from higher beta segments of Emerging Market Debt, and taking a separate allocation to an Asia Credit Investment Grade fund:

**More moderate returns** – JACI Investment Grade has returned 3.8% 1H 2017, which is below EMBIG at 6.2% and CEMBI Investment Grade at 4.9%. Furthermore, if we look at the higher beta segments of CEMBI, LATAM IG has produced 6.9% returns and EM Europe IG has delivered 4.6%. However, for a European Investor in European Corporate Debt facing returns of 1.21% over the same period, Asia Credit IG credit still represents a substantial yield pick-up.

**Lower Diversification benefits** - The correlation of Asia IG Credit to European Corporate Debt (iBoxx) on a 5-year (5Y) basis is approximately 70%. This is higher than the 5Y correlation for the CEMBI index as a whole (64%), as LATAM and EM Europe have a much lower correlation than Asia (57% and 30% over the same period).

However, as regional sources of demand continue to diversify, we would expect the correlation between Asia with the European debt markets to decline. Both through trade and domestic diversification, China is shifting from export-led to domestic consumption and now accounts for nearly 20% of regional exports. The growth in commercial services trade within region, particularly in areas such as tourism, healthcare and education, should also drive diversification away from commodities and manufacturing.

### Rolling Correlations between JACI Investment Grade vs Euro Aggregate (\$Hedged) Indices



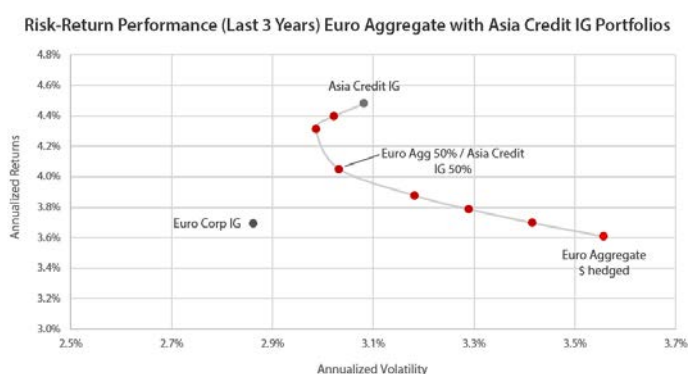
Source: Bloomberg, 31 July 2017

Even with more moderate returns and higher correlations than other parts of EMD market, the low volatility and higher returns of Asia Credit Investment Grade produce a significant improvement in the investment frontier for European investors. The chart below shows the scenarios with allocations of USD denominated Asia Credit IG and European Agg Credit based on 3Y average volatility and returns.

Because of the relatively high volatility in European Agg on a 3Y basis (3.56% annual average) a 50/50 allocation into Asia Credit would significantly reduce the portfolio volatility to 3.03%, while the overall portfolio return would increase from 3.61% to 4.05%. Indeed, the improvements in efficient frontier continue through to a 90% allocation to Asia Credit.

Hence, if a European investor is concerned about the downside risk of EMD, but wants to maintain some exposure to get a yield pick-up, it would make sense to re-allocate to Asia Credit IG to lower the overall volatility of the portfolio and minimize the decline in returns.

### Efficient Frontier of European Aggregate and Asia Credit – based on last 3Y return / risk



Source: Nikko AM analysis based on Bloomberg data as of August 2017

## Conclusions

### The benefits of a separate allocation to Asia High Grade within EMD

A separate allocation to Asia IG offers European investors a way to mitigate risk within their EMD exposure. There is some trade off in terms of returns and diversification against a broad EMD exposure, but it significantly reduces the downside volatility exposure that comes with high beta EMD regions.

Even with a higher correlation to European Agg, the much lower volatility of Asia Credit IG versus its slightly lower returns to CEMBI, means that its inclusion would enhance the efficient frontier of a European debt investor’s portfolio, more than simply reweighting away from CEMBI.

From a long-term perspective, the fundamentals of Asia Investment Grade support “quality yield” pick-up. We believe there are long-term fundamentals driving low volatility. Furthermore, the expansion of issuance in USD debt as regional economies continue to integrate in global supply chains will drive growth and diversification of USD denominated IG debt.

1. 2017 YTD JACI total default rate has been 0.28% - there have been no defaults in investment grade
2. JPM Emerging Markets Outlook and Strategy August 2017
3. JPM Emerging Markets Outlook and Strategy August 2017
4. World Bank Statistics as of 2016 (latest data)
5. World Bank Statistics as of 2015 (latest data)
6. As of June 2017 – JPM Statistics “Asia Credit and Outlook June 2017”
7. JPM Asia Credit and Outlook July 2017
8. Source: World Bank Group: Diversification, Growth and Volatility in Asia-Pacific, July 2015

## Important Information

This document is prepared by Nikko Asset Management Co., Ltd. and/or its affiliates (**Nikko AM**) and is for distribution only under such circumstances as may be permitted by applicable laws. This document does not constitute investment advice or a personal recommendation and it does not consider in any way the suitability or appropriateness of the subject matter for the individual circumstances of any recipient.

This document is for information purposes only and is not intended to be an offer, or a solicitation of an offer, to buy or sell any investments or participate in any trading strategy. Moreover, the information in this material will not affect Nikko AM's investment strategy in any way. The information and opinions in this document have been derived from or reached from sources believed in good faith to be reliable but have not been independently verified. Nikko AM makes no guarantee, representation or warranty, express or implied, and accepts no responsibility or liability for the accuracy or completeness of this document. No reliance should be placed on any assumptions, forecasts, projections, estimates or prospects contained within this document. This document should not be regarded by recipients as a substitute for the exercise of their own judgment. Opinions stated in this document may change without notice.

In any investment, past performance is neither an indication nor guarantee of future performance and a loss of capital may occur. Estimates of future performance are based on assumptions that may not be realised. Investors should be able to withstand the loss of any principal investment. The mention of individual stocks, sectors, regions or countries within this document does not imply a recommendation to buy or sell.

Nikko AM accepts no liability whatsoever for any loss or damage of any kind arising out of the use of all or any part of this document, provided that nothing herein excludes or restricts any liability of Nikko AM under applicable regulatory rules or requirements.

All information contained in this document is solely for the attention and use of the intended recipients. Any use beyond that intended by Nikko AM is strictly prohibited.

**Japan:** The information contained in this document pertaining specifically to the investment products is not directed at persons in Japan nor is it intended for distribution to persons in Japan. Registration Number: Director of the Kanto Local Finance Bureau (Financial Instruments firms) No. 368 Member Associations: The Investment Trusts Association, Japan/Japan Investment Advisers Association/Japan Securities Dealers Association.

**United Kingdom and rest of Europe:** This document constitutes a financial promotion for the purposes of the Financial Services and Markets Act 2000 (as amended) (FSMA) and the rules of the Financial Conduct Authority (the FCA) in the United Kingdom (the FCA Rules).

This document is communicated by Nikko Asset Management Europe Ltd, which is authorised and regulated in the United Kingdom by the FCA (122084). It is directed only at (a) investment professionals falling within article 19 of the Financial Services and Markets Act 2000 (Financial Promotions) Order 2005, (as amended) (the Order) (b) certain high net worth entities within the meaning of article 49 of the Order and (c) persons to whom this document may otherwise lawfully be communicated (all such persons being referred to as relevant persons) and is only available to such persons and any investment activity to which it relates will only be engaged in with such persons.

**United States:** This document is for information purposes only and is not intended to be an offer, or a solicitation of an offer, to buy or sell any investments. This document should not be regarded as investment advice. This document may not be duplicated, quoted, discussed or otherwise shared without prior consent. Any offering or

distribution of a Fund in the United States may only be conducted via a licensed and registered broker-dealer or a duly qualified entity. Nikko Asset Management Americas, Inc. is a United States Registered Investment Adviser.

**Singapore:** This document is for information only with no consideration given to the specific investment objective, financial situation and particular needs of any specific person. You should seek advice from a financial adviser before making any investment. In the event that you choose not to do so, you should consider whether the investment selected is suitable for you. Nikko Asset Management Asia Limited is a regulated entity in Singapore.

**Hong Kong:** This document is for information only with no consideration given to the specific investment objective, financial situation and particular needs of any specific person. You should seek advice from a financial adviser before making any investment. In the event that you choose not to do so, you should consider whether the investment selected is suitable for you. The contents of this document have not been reviewed by the Securities and Futures Commission or any regulatory authority in Hong Kong. Nikko Asset Management Hong Kong Limited is a licensed corporation in Hong Kong.

**Australia:** Nikko AM Limited ABN 99 003 376 252 (**Nikko AM Australia**) is responsible for the distribution of this information in Australia. **Nikko AM Australia** holds Australian Financial Services Licence No. 237563 and is part of the Nikko AM Group. This material and any offer to provide financial services are for information purposes only. This material does not take into account the objectives, financial situation or needs of any individual and is not intended to constitute personal advice, nor can it be relied upon as such. This material is intended for, and can only be provided and made available to, persons who are regarded as Wholesale Clients for the purposes of section 761G of the Corporations Act 2001 (Cth) and must not be made available or passed on to persons who are regarded as Retail Clients for the purposes of this Act. If you are in any doubt about any of the contents, you should obtain independent professional advice.

**New Zealand:** Nikko Asset Management New Zealand Limited (Company No. 606057, FSP22562) is the licensed Investment Manager of Nikko AM NZ Investment Scheme and the Nikko AM NZ Wholesale Investment Scheme.

This material is for the use of researchers, financial advisers and wholesale investors (in accordance with Schedule 1, Clause 3 of the Financial Markets Conduct Act 2013 in New Zealand). This material has been prepared without taking into account a potential investor's objectives, financial situation or needs and is not intended to constitute personal financial advice, and must not be relied on as such. Recipients of this material, who are not wholesale investors, or the named client, or their duly appointed agent, should consult an Authorised Financial Adviser and the relevant Product Disclosure Statement or Fund Fact Sheet (available on our website [www.nikkoam.co.nz](http://www.nikkoam.co.nz)).

**Kingdom of Bahrain:** The document has not been approved by the Central Bank of Bahrain which takes no responsibility for its contents. No offer to the public to purchase the Strategy will be made in the Kingdom of Bahrain and this document is intended to be read by the addressee only and must not be passed to, issued to, or shown to the public generally.

**Kuwait:** This document is not for general circulation to the public in Kuwait. The Strategy has not been licensed for offering in Kuwait by the Kuwaiti Capital Markets Authority or any other relevant Kuwaiti government agency. The offering of the Strategy in Kuwait on the basis a private placement or public offering is, therefore, restricted in accordance with Decree Law No. 7 of 2010 and the bylaws thereto (as amended). No private or public offering of the Strategy is being made in Kuwait, and no agreement relating to the sale of the Strategy will

be concluded in Kuwait. No marketing or solicitation or inducement activities are being used to offer or market the Strategy in Kuwait.

**Kingdom of Saudi Arabia:** This document is communicated by Nikko Asset Management Europe Ltd (Nikko AME), which is authorised and regulated by the Financial Services and Markets Act 2000 (as amended) (FSMA) and the rules of the Financial Conduct Authority (the FCA) in the United Kingdom (the FCA Rules). This document should not be reproduced, redistributed, or sent directly or indirectly to any other party or published in full or in part for any purpose whatsoever without a prior written permission from Nikko AME.

This document does not constitute investment advice or a personal recommendation and does not consider in any way the suitability or appropriateness of the subject matter for the individual circumstances of any recipient. In providing a person with this document, Nikko AME is not treating that person as a client for the purposes of the FCA Rules other than those relating to financial promotion and that person will not therefore benefit from any protections that would be available to such clients.

Nikko AME and its associates and/or its or their officers, directors or employees may have or have had positions or material interests, may at any time make purchases and/or sales as principal or agent, may provide or have provided corporate finance services to issuers or may provide or have provided significant advice or investment services in any investments referred to in this document or in related investments. Relevant confidential information, if any, known within any company in the Nikko AM group or Sumitomo Mitsui Trust Bank group and not available to Nikko AME because of regulations or internal procedure is not reflected in this document. The investments mentioned in this document may not be eligible for sale in some states or countries, and they may not be suitable for all types of investors.

**Oman:** The information contained in this document neither constitutes a public offer of securities in the Sultanate of Oman as contemplated by the Commercial companies law of Oman (Royal decree 4/74) or the Capital Markets Law of Oman (Royal Decree 80/98), nor does it constitute an offer to sell, or the solicitation of any offer to buy non-Omani securities in the Sultanate of Oman as contemplated by Article 139 of the Executive Regulations to the Capital Market law (issued by Decision No. 1/2009). This document is not intended to lead to the conclusion of any contract of whatsoever nature within the territory of the Sultanate of Oman.

**Qatar (excluding QFC):** The Strategies are only being offered to a limited number of investors who are willing and able to conduct an independent investigation of the risks involved in an investment in such Strategies. The document does not constitute an offer to the public and should not be reproduced, redistributed, or sent directly or indirectly to any other party or published in full or in part for any purpose whatsoever without a prior written permission from Nikko Asset Management Europe Ltd (Nikko AME). No transaction will be concluded in your jurisdiction and any inquiries regarding the Strategies should be made to Nikko AME.

**United Arab Emirates (excluding DIFC):** This document and the information contained herein, do not constitute, and is not intended to constitute, a public offer of securities in the United Arab Emirates and accordingly should not be construed as such. The Strategy is only being offered to a limited number of investors in the UAE who are (a) willing and able to conduct an independent investigation of the risks involved in an investment in such Strategy, and (b) upon their specific request.

The Strategy has not been approved by or licensed or registered with the UAE Central Bank, the Securities and Commodities Authority or any other relevant licensing authorities or governmental agencies in the UAE. This document is for the use of the named addressee only and should not be given or shown to any other person (other than

employees, agents or consultants in connection with the addressee's consideration thereof).

No transaction will be concluded in the UAE and any inquiries regarding the Strategy should be made to Nikko Asset Management Europe Ltd.